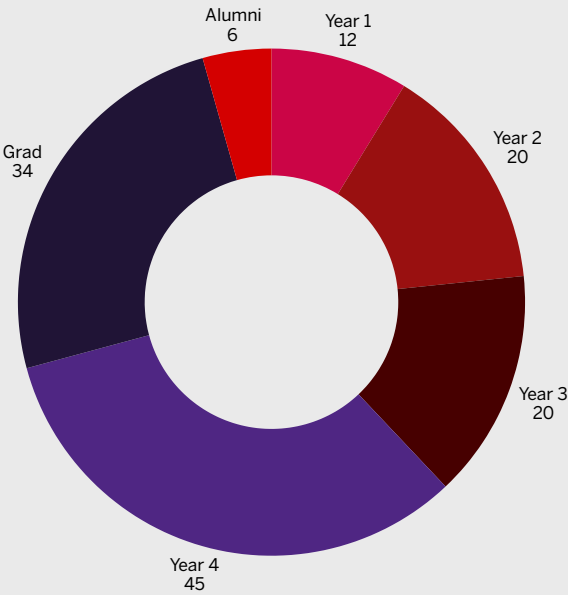


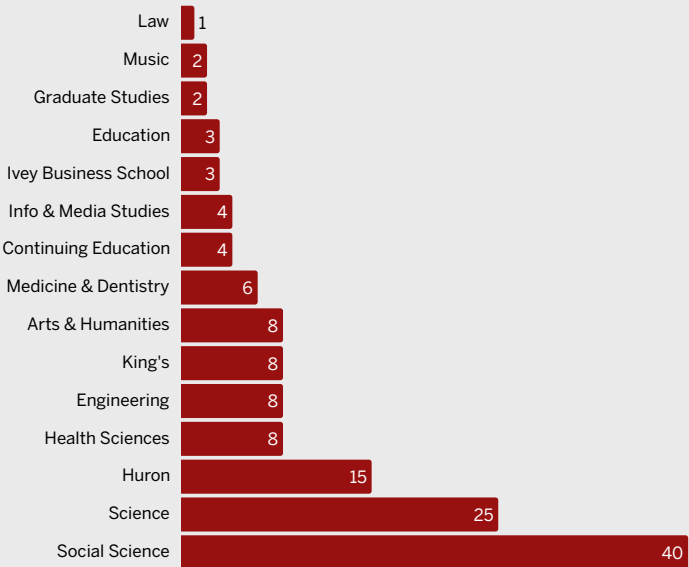
Careers in Federal Government Day🍁

January 21, 2025 | Virtual Event

Participation by year



Participation by Faculty



137

Student & Alumni Attendees

Representative's Next Steps

61%

found students and alumni to include in their talent pipeline

16%

screened candidates for recruitment

10%

invited candidates to interview

Student/Alumni & Representative Feedback

86%

students and alumni reported that they found value in CFGD and would register again.

50%

were able to source potential talent for current and/or upcoming opportunities

67%

were satisfied with the number of conversations had with students and alumni



346 text and video chats completed

If given the choice, industry-specific events should be...



In-person

59% of students/alumni prefer in-person events

75% of representatives prefer in-person events



Virtual

41% of students/alumni prefer virtual events

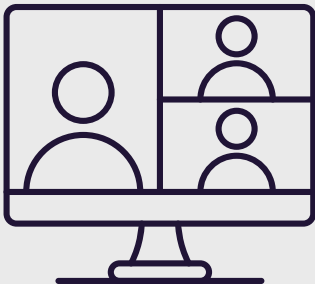
25% of representatives prefer virtual events

Build Your Career in the Public Service

Panel Discussion

71

attendees



59% of students and alumni agreed that the Build Your Career in the Public Service session was engaging and added to their understanding of the future of work within Federal Government organizations

Build Your Career in the Public Service

Armchair Discussion

43 attendees

